

Joel E. Smilow Prep

Smilow Prep

787 E. NORTHSIDE DRIVE
Jackson, MS 39206

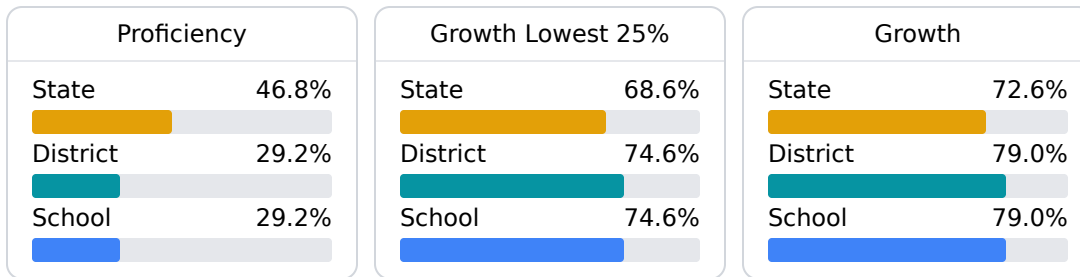
PATRICK EDMOND
PEDMOND@REPUBLICCHARTERSCHOOLS.ORG

School Accountability Grade Components

Mississippi's accountability system assigns "A" through "F" letter grades for schools and districts. Grades are based on student achievement, student growth, student participation in testing, and other academic measures. COVID-19 pandemic disruptions continue to be reflected in 2021-2022 accountability data, particularly growth data. Growth calculations for some high school students required measuring growth from the 2018-2019 school year, and overall student performance on assessments improved since the first full year of pandemic-era schooling in 2020-2021. Additionally, students did not have to pass end-of-course high school assessments in 2020-2021, which affected the 2021-22 graduation rate.

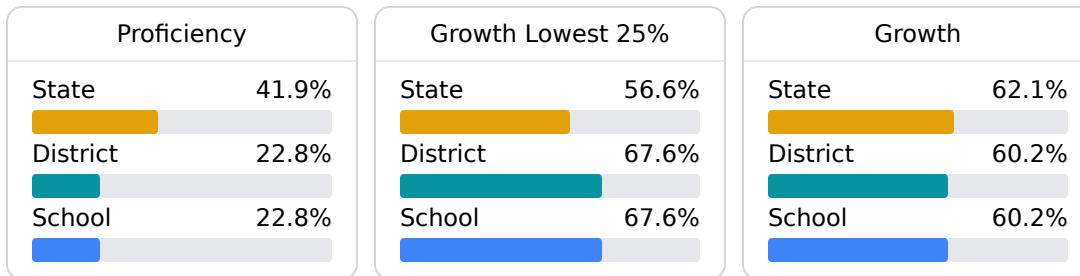
Math

Measurements of student performance on the statewide math assessment.



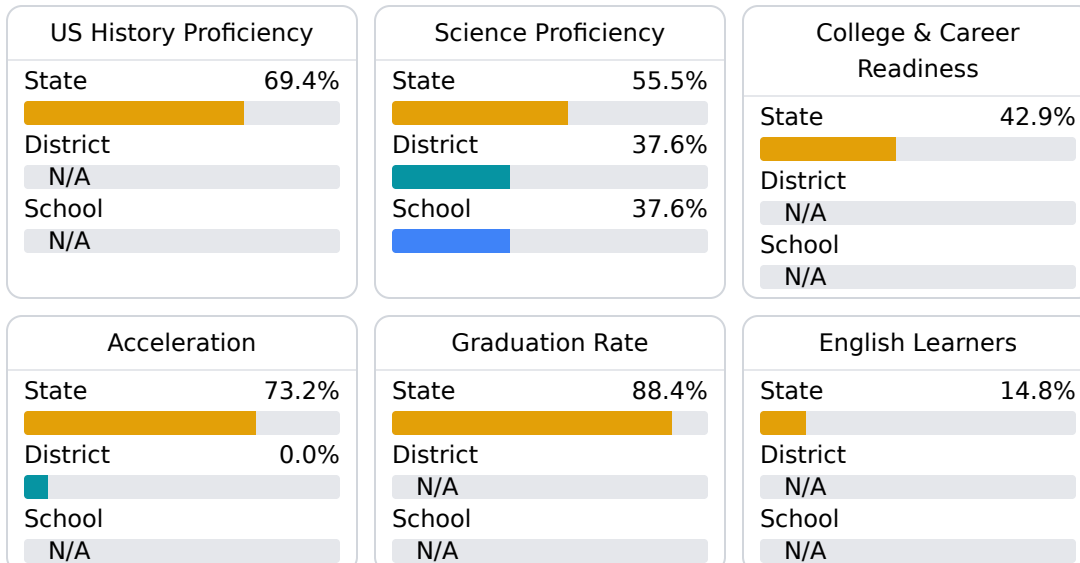
English

Measurements of student performance on the statewide English language arts (ELA) assessment.



Other Measures

Other measurements of student performance that factor into the accountability grade.



Teacher Data

40.6

Teachers



36.0%

Experienced Teachers

39.4%

Provisional Teachers

41.9%

In-Field Teachers

Detailed Assessment and Other Data

Student Performance

The following information shows each level of student performance on statewide assessments.

Math

Level 1		Level 2		Level 3		Level 4		Level 5	
State	7.0%	State	19.3%	State	27.3%	State	31.5%	State	15.0%
District	11.2%	District	32.0%	District	27.8%	District	22.1%	District	6.9%
School	11.2%	School	32.0%	School	27.8%	School	22.1%	School	6.9%
Minimal		Basic		Passing		Proficient		Advanced	

English

Level 1		Level 2		Level 3		Level 4		Level 5	
State	8.6%	State	18.9%	State	31.3%	State	29.1%	State	12.1%
District	11-20%	District	21-30%	District	31-40%	District	11-20%	District	0-10%
School	11-20%	School	21-30%	School	31-40%	School	11-20%	School	0-10%
Minimal		Basic		Passing		Proficient		Advanced	

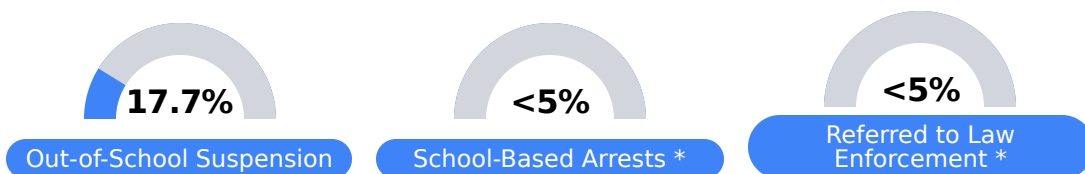
Science

Level 1		Level 2		Level 3		Level 4		Level 5	
State	11.0%	State	12.4%	State	22.5%	State	34.7%	State	19.4%
District	18.3%	District	16.6%	District	28.0%	District	29.7%	District	7.4%
School	18.3%	School	16.6%	School	28.0%	School	29.7%	School	7.4%
Minimal		Basic		Passing		Proficient		Advanced	

Student Assessment Participation



Discipline



* Source: 2017-2018 Civil Rights Data Collection

Other Data



21.4%

Chronic Absenteeism